

Risk-off tone to markets

Financial markets retained their cautious tone yesterday amidst ongoing geopolitical tensions (North Korea). Mixed corporate updates also contributed to the 'risk-off' tone.

As a result, the main equity indices declined on both sides of the Atlantic. The Euro Stoxx 50 added to its losses from earlier in the week, falling by 1% on the day. The index is now down over 2% since Monday's open. Elsewhere, the S&P 500 was down by 1.5% at the close in the US.

On currency markets, the main pairs have been little changed over the past 24 hours, trading within narrow ranges. Although, markets' risk aversion has continued to coincide with support for 'safe-haven' currencies like the yen and Swiss franc.

Elsewhere, sterling saw some support yesterday following better than expected UK industrial production data for June (+0.5% vs f'cast +0.1%). However, the boost to the UK currency did not prove to be sustained.

In level terms, the firmer tone to the yen has seen USD/JPY fall towards ¥109, while EUR/JPY is trading in the lower half of the ¥128-129 range. Meanwhile, it's generally as you were for the other main pairs. EUR/USD remains close to the mid-point of the \$1.17-1.18 band, while GBP/USD is still just below \$1.30. The EUR/GBP pair opens this morning near 90.6p.

In the day ahead, US CPI data for July are the main release of an otherwise sparse calendar. Headline inflation is expected to have picked up to 1.8%, from 1.6%, reversing the downward trend seen in recent months. However, weak PPI data yesterday point to a possible downside risk to this forecast.

Dara Turnbull, Economist, AIB

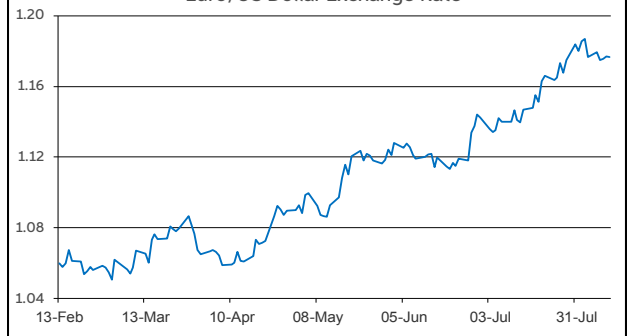
Today's Opening Rates

		% Change	
		Day *	End 2016
EUR/USD	1.1762	0.24	11.88
EUR/GBP	0.9061	0.31	6.37
GBP/USD	1.2981	-0.05	5.23
GBP/EUR	1.1033	-0.31	-5.99
USD/JPY	109.18	-0.75	-6.58
EUR/JPY	128.44	-0.51	4.30

* v Previous Day's European Open

See Next Page for More Rates >>>

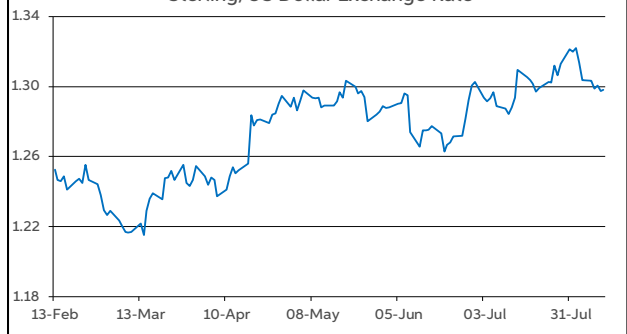
Euro/US Dollar Exchange Rate



Euro/Sterling Exchange Rate



Sterling/US Dollar Exchange Rate



Opening Interest Rates						
	Base Rate	Short Term			Long Term	
		1-Mth	3-Mth	12-Mth	2-Yr	5-Yr
USD	1.125	1.23	1.31	1.73	1.59	1.85
EUR	0.00	-0.37	-0.33	-0.15	-0.16	0.22
GBP	0.25	0.25	0.28	0.60	0.55	0.80

Equity Indices				
	Latest Close	% Changes		
		on Day	End 2016 to Date	
Dow Jones	21844.01	-0.93	+10.53	
S&P 500	2438.21	-1.45	+8.91	
FTSE 100	7389.94	-1.44	+3.46	
DJ Stoxx 50	3433.54	-1.01	+4.35	
ISEQ	6618.65	-0.08	+1.56	
Nikkei	19729.74	+0.00	+3.22	

All rates quoted are indicative market rates

See Next Page For More Rates & Charts

CONTACTS

AIB Customer Treasury Services
business.treasury@aib.ie
aib.corporatetreasury@aib.ie
fxcentre.aib.ie

Customer Treasury Services GB
treasury.gb@aib.ie
aibgb.co.uk/fxcentre

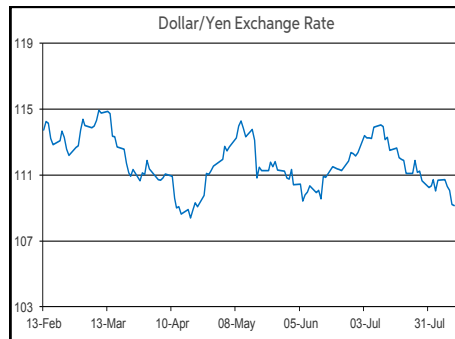
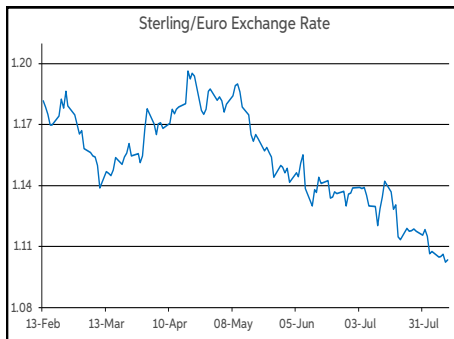
Customer Treasury Services NI
FTBtreasury@aib.ie
firsttrustbank.co.uk/fxcentre

Opening Levels

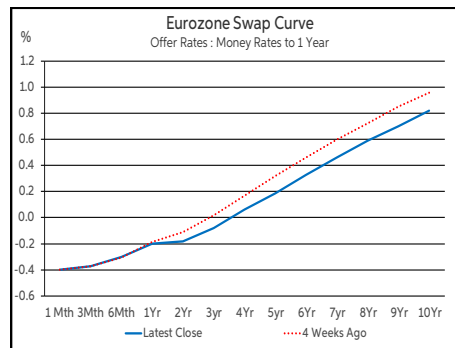
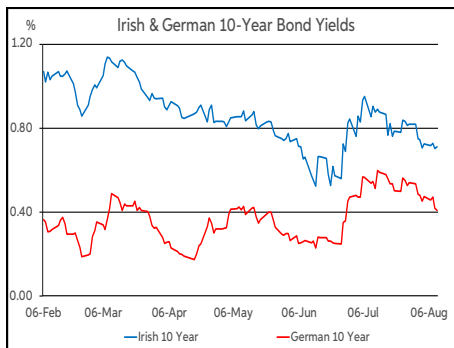
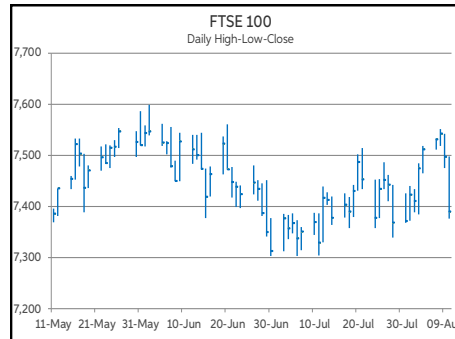
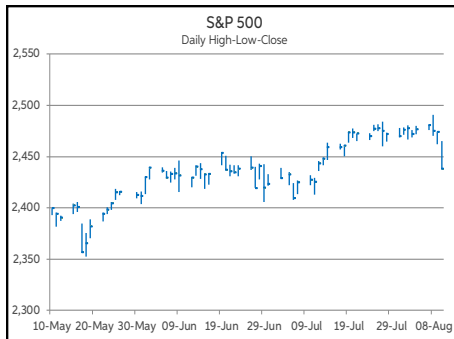
Friday 11 August 2017
07:30 am



Euro		Sterling		Dollar	
EUR/GBP	0.9061	GBP/EUR	1.1033	USD/JPY	109.18
EUR/USD	1.1762	GBP/USD	1.2981	USD/CAD	1.2728
EUR/JPY	128.44	GBP/CAD	1.6522	USD/CHF	0.9621
EUR/SEK	9.5755	GBP/NZD	1.7803	USD/CNY	6.6698
EUR/DKK	7.4376	GBP/JPY	141.73	USD/BRL	3.1751
EUR/NOK	9.3642	GBP/SEK	10.5625	USD/RUB	60.1455
EUR/CHF	1.1319	GBP/DKK	8.2068	USD/INR	64.1575
EUR/AUD	1.4961	GBP/NOK	10.3308		
EUR/HKD	9.1938	GBP/CHF	1.249	AUD/USD	0.786
EUR/CAD	1.4976	GBP/AUD	1.6509	NZD/USD	0.7287



	Close	Change bps		
		Day	4 Weeks	End 16
10 Year Yield %				
US	2.20	-5	-15	-25
Germany	0.41	-1	-19	+21
UK	1.07	-3	-23	-16
5 Year Swap %				
US	1.83	-6	-11	-13
Eurozone	0.19	-5	-14	+11
UK	0.80	-2	-17	-8
2 Year Swap %				
US	1.57	-2	-3	+13
Eurozone	-0.18	-3	-7	-2
UK	0.54	-2	-13	-6
10 Year Government Bond Spreads to Benchmark bps				
Ireland	30	+2	+1	-25
Belgium	30	-0	+3	-1
France	30	+0	+3	-18
Italy	162	+3	-10	+1
Spain	103	+4	-6	-14
Portugal	241	+3	-14	-112
Greece	495	+3	+32	-173



	Close	% Change		
		Day	4 Weeks	End 16
Brent Oil	51.9	-1.52	+7.19	-8.66
West Texas Oil	48.54	-2.12	+5.38	-9.69
CRB - All Commodity	178.91	-1.46	+2.62	-7.06
CRB - Food	357.08	-5.47	-2.71	+5.41
Gold \$	1287.8	+0.77	+5.74	+11.77

This publication is for information purposes and is not an invitation to deal. The information is believed to be reliable but is not guaranteed. Any expressions of opinions are subject to change without notice. This publication is not to be reproduced in whole or in part without prior permission. In the Republic of Ireland it is distributed by Allied Irish Banks, p.l.c. In the UK it is distributed by Allied Irish Banks, p.l.c. and Allied Irish Bank (GB). In Northern Ireland it is distributed by First Trust Bank. In the United States of America it is distributed by Allied Irish Banks, p.l.c. Allied Irish Banks, p.l.c. is regulated by the Central Bank of Ireland. Allied Irish Bank (GB) and First Trust Bank are trade marks used under licence by AIB Group (UK) p.l.c. (a wholly owned subsidiary of Allied Irish Banks, p.l.c.), incorporated in Northern Ireland. Registered Office 92 Ann Street, Belfast BT1 3HH. Registered Number NI018800. Authorised by the Prudential Regulation Authority and regulated by the Financial Conduct Authority and the Prudential Regulation Authority. In the United States of America, Allied Irish Banks, p.l.c., New York Branch, is a branch licensed by the New York State Department of Financial Services. Deposits and other investment products are not FDIC insured, they are not guaranteed by any bank and they may lose value. Please note that telephone calls may be recorded in line with market practice.